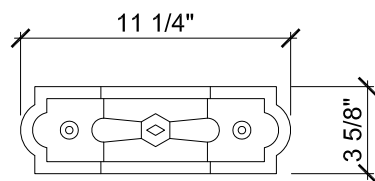
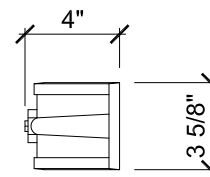


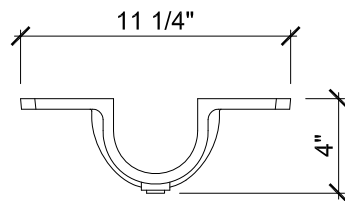
Colorado Brass Downspout Bracket



FRONT VIEW



SIDE VIEW



TOP VIEW

SCALE:
1 1/2" = 1'-0"

DWG.

1.1

HANS LIEBSCHER
Custom Copper Works Design & Sheet Metal,
www.hanscopper.com
P: 760.471.5114 F: 760.471.7884

PRODUCT:

Colorado Brass Downspout Bracket